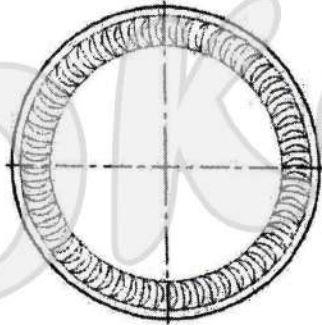
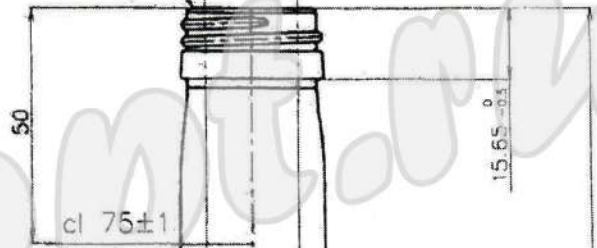
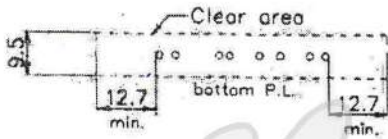


PP 31.5 S

$\varnothing 20.6 \pm 0.4$

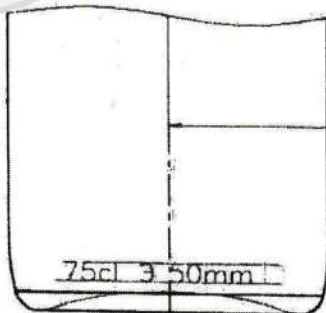


other dimensions and information  
as OWENS sheets GS-217 and GS-220



308 ± 1.9  
225

$\varnothing 68.6 \pm 1.4$



180°

No. mould

$\varnothing 66.4 \pm 1.4$